



BIG



SUMMER



READING



CHALLENGE



Name _____

Form _____



Name _____ Form _____

Book List

| Book Title | Author |
|---|----------------------|
| <i>The Vampire of Coglin</i> | Terry Deary |
| <i>The Ghost Box</i> | Catherine Fisher |
| <i>Diary of an (Un) Teenager</i> | Pete Johnson |
| <i>Desirable</i> | Frank Cottrell Boyce |
| <i>Deadline</i> | John Townsend |
| <i>Raven's Gate (Power of Five) Graphic Novel</i> | Anthony Horowitz |
| <i>Bodyguard: Hostage</i> | Chris Bradford |
| <i>Knightley and Son</i> | Rohan Gavin |
| <i>Socks Are Not Enough</i> | Mark Lowery |
| <i>Love Ya Babe</i> | Chris Higgins |
| <i>A Boy Called Ocean</i> | Chris Higgins |
| <i>Refugee Boy</i> | Benjamin Zephaniah |
| <i>Set in Stone</i> | Linda Newbery |
| <i>Skin Deep</i> | Malaika Rose Stanley |
| <i>Thief</i> | Malorie Blackman |
| <i>The Garbage King</i> | Elizabeth Laird |
| <i>Grass</i> | Cathy Macphail |
| <i>Revolver</i> | Marcus Sedgwick |
| <i>Liar and Spy</i> | Rebecca Stead |
| <i>A Fall of Moondust</i> | Arthur C Clarke |
| <i>The Rooftoppers</i> | Katherine Rundle |
| <i>The Wolves of Willoughby</i> | Joan Aiken |
| <i>The Dark is Rising</i> | Susan Cooper |
| <i>Pax</i> | Sara Pennypacker |
| <i>Children of Blood and Bone</i> | Tomi Adeyimi |
| <i>The Wolf Wilder</i> | Katherine Rundle |
| <i>Inheritance Cycle</i> | Christopher Paolini |
| <i>The White Giraffe</i> | Lauren St John |
| <i>The Great Elephant Chase</i> | Gillian Cross |
| <i>The Explorer</i> | Katherine Rundle |
| <i>Running on Empty</i> | S.E. Durrant |
| <i>Letter from the Lighthouse</i> | Emma Carroll |
| <i>Catching Falling Stars</i> | Karen McCombie |
| <i>A Wrinkle in Time</i> | Madeleine L'Engle |
| <i>Car Jacked</i> | Ali Sparkes |
| <i>Demon Road</i> | Derek Landy |
| <i>Skulduggery Pleasant</i> | Derek Landy |
| <i>Wonder</i> | R.J. Palacio |
| <i>Shadow</i> | Michael Morpurgo |

Book Series

| Have you read me? | Book Title | Author |
|-------------------|------------------------------|--------------------------|
| | Timepiece Series | |
| | <i>Tudor Rose</i> | Anne Perry |
| | <i>Rose of No Man's Land</i> | |
| | <i>Blood Red Rose</i> | |
| | The Cherub Series | |
| | <i>The Recruit</i> | Robert Muchamore |
| | <i>Class A</i> | |
| | <i>Maximum Security</i> | |
| | The Young Bond Series | |
| | <i>Silverfin</i> | Charlie Higson |
| | <i>Blood Fever</i> | |
| | <i>Double or Die</i> | |
| | The Giver Quartet | |
| | <i>The Giver</i> | Lois Lowry |
| | <i>Gathering Blue</i> | |
| | <i>Messenger</i> | |
| | <i>Son</i> | |
| | Cold Fusion Series | |
| | <i>Never Odd or Even</i> | John Townsend |
| | <i>Paupers</i> | Mary Chapman |
| | <i>Among the Hidden</i> | Margaret Peterson Haddix |
| | The Abhorsen Trilogy | |
| | <i>Sabriel</i> | Garth Nix |
| | <i>Lirael</i> | |
| | <i>Abhorsen</i> | |

These are just suggestions. If you have a book in mind that you would like to read but it's not on this list, feel free to use that one.



Instructions for the Big Summer Reading Challenge

1. Read at least THREE books from the list above or of your choice
2. For each book that you read, complete your choice of the following:
 - a. Complete at least TWO activities from Section A

OR

- b. Complete at least ONE project from Section B
3. When you return in September, bring the work that you've completed to your first English lesson

The more you read and the more projects or activities you do, the better your prizes will be!!!

Section A: Activities

For each book you read, complete at least TWO of these activities of your choice.

You can start from scratch or you can use some of the forms attached at the end of this booklet to get started.

1. Create a Facebook or Twitter page for a character of your choice
2. Write a diary entry from the perspective of a character of your choice, explaining one of the key events from the book.
3. Summarise the plot
4. Write a review of the plot explaining whether or not you would recommend the book (why or why not?)
5. Imagine you are a reporter. Write up one of the key events from the book as a newspaper article or TV News Report
6. When you have finished the book, write another chapter which has details of what you think might happen next.
7. Write a new ending for the book
8. Design a new front cover for the book
9. Create a crossword inspired by the book that includes 15 key words
10. Create an acrostic poem for the title of the book (Write the book title vertically down the page and use each letter to write a key word that describes the book).

Section B: BIG Projects

For each book you read, complete at least ONE of these projects of your choice. Some of the projects include an optional extra as well.

1. Film Adaptation: If the film is already a movie, recreate a new adaptation

- Create a cast list for the characters in the novel. Which famous actors do you think would play each character?
- Create a film poster for your film adaptation
- (Optional) Make a mini-movie that depicts a key scene from the novel



2. Create an album for the book

- Pick 10 songs that you think link to the text
- Explain your reasoning for why you've chosen each song
- Design an album cover to go with your playlist
- (Optional) Write your own rap or song lyrics to represent the key ideas in the book



3. Create a 6 panel brochure for the book

- Fold a piece of A4 paper into 3 equal sections
- Describe the book elements listed below. You may split them up as you wish, but make sure they are all included. Each section can include illustrations and drawings.
 - a. Main Character: Who is he/she? What are they like?
 - b. Secondary Character: Who is he/she? What are they like?
 - c. Setting: Where and when does the story take place? How does the setting affect the characters, their problems or their decisions?
 - d. Conflict: What is the main character's main dilemma?
 - e. Climax: What was the most exciting moment or turning point in the story?
 - f. Resolution: How did the main character solve his or her problems?
 - g. Theme: What did the author want to teach you about life through the struggles of the main character?
 - h. Review: Did you like the book? What was your favourite part? Who would you recommend the book to?



Cover of Brochure



Inside of Brochure



Outside of Brochure

4. Character Artwork: Create a painting, puppet, OR sculpture of a character of your choice

- Complete the character trait graphic organiser on the next page for a character of your choice
- Create your choice of a painting, puppet or sculpture of a main character in the book (artwork needs to be homemade by you)
- Present the character in a way that they learn something about the characteristics or personality of the character (i.e. have them holding something that represents them)

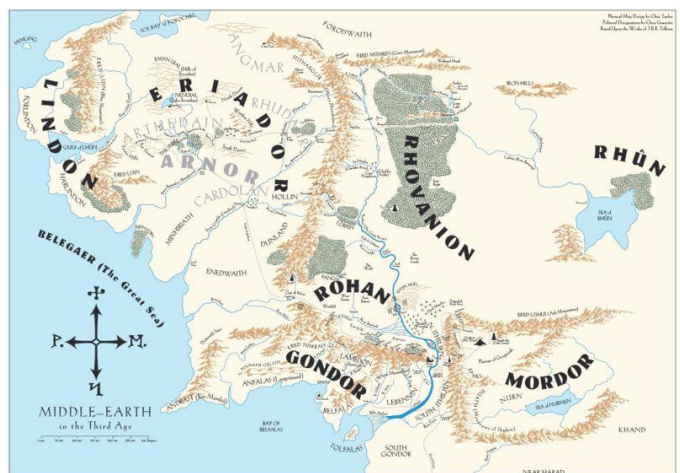


5. Photo Montage: Create a collage to represent the book

- Compile a selection of at least 15 images depicting key elements of the story
- Make sure the title of the book and the author is clearly displayed
- There should be very little empty space on your collage
- Pictures can be found online or cut from magazines or newspapers
 - a. Some ideas for depicting the key elements of the book
 - Words to summarise character or themes
 - Key words or quotes from the book itself (provide page numbers)
 - Pictures of what you think a character might look like or the setting might look like

6. Crafty Cartography

- List all the places used in the book
- Illustrate a map that shows where they all are in relation to each other
- Create a key to explain why each place is important to the story




Character Trait Organiser for the Character Artwork

What character traits do you notice about the character you have chosen to depict in your project? (Are they optimistic? Curious? Negative? Self confident? Shy?)

| Character Trait | Explanation |
|-------------------------------------|-------------|
| Trait: Quote: Page #: | |
| Trait: Quote: Page # | |
| Trait: Quote: Page # | |
| Trait: Quote: Page #: | |

facebook



About me

Edit

Appearance

Edit



- Wall
- Info
- Photos
- Notes
- Friends
- Subscriptions

Personality

Edit

Strengths and weaknesses

Edit



+1 Follower



Name:

Location:

Bio:

234

followers

12

following

Tweets 65

Favourites 7

Following

TYPE NAMES OF CHARACTERS
THAT THIS PERSON MIGHT
FOLLOW IN A LIST FORMAT

Write tweet 1 in here

About 5 minutes ago from web

Blank rectangular box for a title or section header.


Five horizontal lines for text in the left column.



Fourteen horizontal lines for text in the left column, positioned below the image box.

Twenty horizontal lines for text in the right column.

New Front Cover:



Crossword:

Key Words:

- | | |
|----|-----|
| 1. | 9. |
| 2. | 10. |
| 3. | 11. |
| 4. | 12. |
| 5. | 13. |
| 6. | 14. |
| 7. | 15. |
| 8. | |

Acrostic Poem for Book Title

A large empty rectangular box intended for writing an acrostic poem.

Prizes Available

- ❖ Each participant who completes some of the books, activities and projects will have their name entered into a prize draw
- ❖ Students who do the most reading and complete the most projects to a good standard will get the best prizes
- ❖ Prizes will include things like:
 - Queue jump for lunch
 - Sweets and Chocolate
 - Pizza lunch

