

Welcome

Year 11

Expectations Evening

25th September 2019



Aims and Objectives

What to expect in the year ahead

Key dates

Expectations

Where to get more information

How can we and you support the students?

The Year Ahead — the best life chances come from a good set of exam results

GCSE Examinations



The Year Ahead

Some key dates are as follows – but please keep an eye on facebook and our website for updates.

Year 11 Mock Interviews– 3rd October 2019

Year 11 CORE Assessment Week– 14th October 2019

Year 11 OCR PPE – 6th December 2019

Year 11 PPE week – 13th January 2020

Year 11 Parents Evening– 6th February 2020

Year 11 CORE PPE 2 – 11th March 2020

End day for exams June 24th – please do not book any holidays before this date

<https://tretherras.net/year-11/>

[Help me to help them.docx](#)

Communication



You will already have a login and password

You can login online and download an app straight to your phone

This is where ALL homework will be set – particularly details about revision support the students can access to maximise their learning

This is also where achievement/behaviour points are recorded



Working Together – Good Communication

Our communication policy is on our website – we attempt to reply to all communication within 3 working days.

PLEASE – can you ensure the school has an up to date email address for yourself – and is recorded as priority 1. We communicate a lot of important information via this medium

We will use our Website, Facebook and twitter accounts to post information, in addition to contacting you via Classcharts, email and text alerts

You can contact us using the Year11@tretherras.net account or enquiries@tretherras.net

We have a brand new pastoral support advisor to support our Key Stage 4 students – Mrs Pinsent enquiries@tretherras.net

We cannot always see you or phone you immediately – so please be patient and we will get back to you asap.

We do appreciate our staff being spoken to politely at all times, including our support and office staff.

Pastoral Support

New Pastoral Hub (Mrs Pinsent) – refer through Mr Carter

Finding it difficult to cope/need some advice - WAVE Hub – Integrated Health Centre – refer through Mr Carter

Phone – 01637872080

Email – year11@tretherras.net

Please contact us if you are concerned about anything,

We can't help unless we know!



NT Ready – every Monday....

Pens

Pencils

Red Pen

Green Pen

Maths Set

Uniform

PE Kit

Homework

Behaviour

Please help us create the correct ethos and most effective approach towards learning.



NEWQUAY TRETHERRAS

BE INSPIRED | BE REMARKABLE | BE YOUR BEST

At Newquay
Treherras we are...

P

Punctual

We are on time to lessons and hand homework in on time.

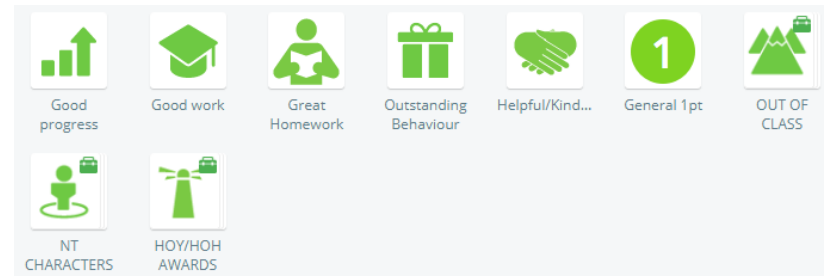
Prepared

We have a positive attitude to learning and bring the correct equipment to lessons.

Polite

We are helpful, respectful and kind.

Praise Protocols



Departments –Postcards, Certificates, prizes etc

Pastoral

10 – Postcard home from form tutor/HOY

25 – Raffle ticket (Year Group Prize)

50 – Queue Jump pass

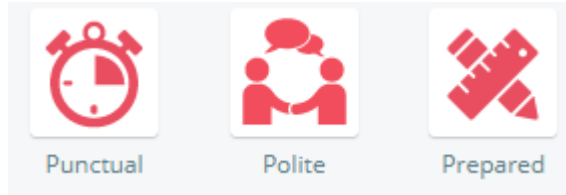
75 – Raffle ticket (Year Group Prize)

100 - Cakes/sweets from HOY

125 - Raffle ticket (Year Group Prize)

150 - Meeting with Headteacher/Deputy Headteacher

Behaviour Protocols (per ½ term)



- 3** **Within a department – Lunchtime detention**
- 6** **Within a department – HOD further action**
- 5** **Across subjects – After School Detention.**
Form Tutor to receive an email and arrange date with student.
- 10** **Across subjects – After School Detention. Form Tutor Report**
- 15** **Across subjects – After School Detention. HOY report**

Uniform

Just for Clarity:

Blazers are needed at all times (including the Summer Term)

In School we insist on shirts being tucked in

Trousers are tailored and to the ankle (not above it or rolled up- obviously no leggings)

No tube skirts

New uniform- includes the tailored shorts and choice of tie- always worn to the full length- plain black socks or tights

One earring per ear

No facial piercings

No nail varnish or acrylic nails

Hair colour to be natural and no extreme hair cuts

No make-up



Attendance

>97% is good.

GRC and LLT, our Educational Welfare Officer (EWO) will be monitoring attendance throughout the year.

97% - 95% will trigger a conversation with parents and Form Tutor with HOY/DHOY involved, if needed.

95%-92% will trigger further intervention with HOY/DHOY and EWO (Educational Welfare Officer)

<92% will start further interventions with the EWO.

NEW – work catch up team – please support us

We cannot authorize any holiday requests in Yr11 – please see our recent posts in the newsletter and the letter sent to all parents via email.



The Evidence is
clear – 92% (@17 school days)



Research suggests that

17 missed school days a year = GCSE grade
DROP in achievement

The greater the attendance the greater the
achievement.



Support available

Exam/Work Support

New Quay Hall open – Tue, Wed,
Thurs

Independent Study

[pixl poster 1.docx](#)



How we assess at Tretherras

Progress, Progress, Progress.

ALL grades matter.



SORT

What's missing in each image?



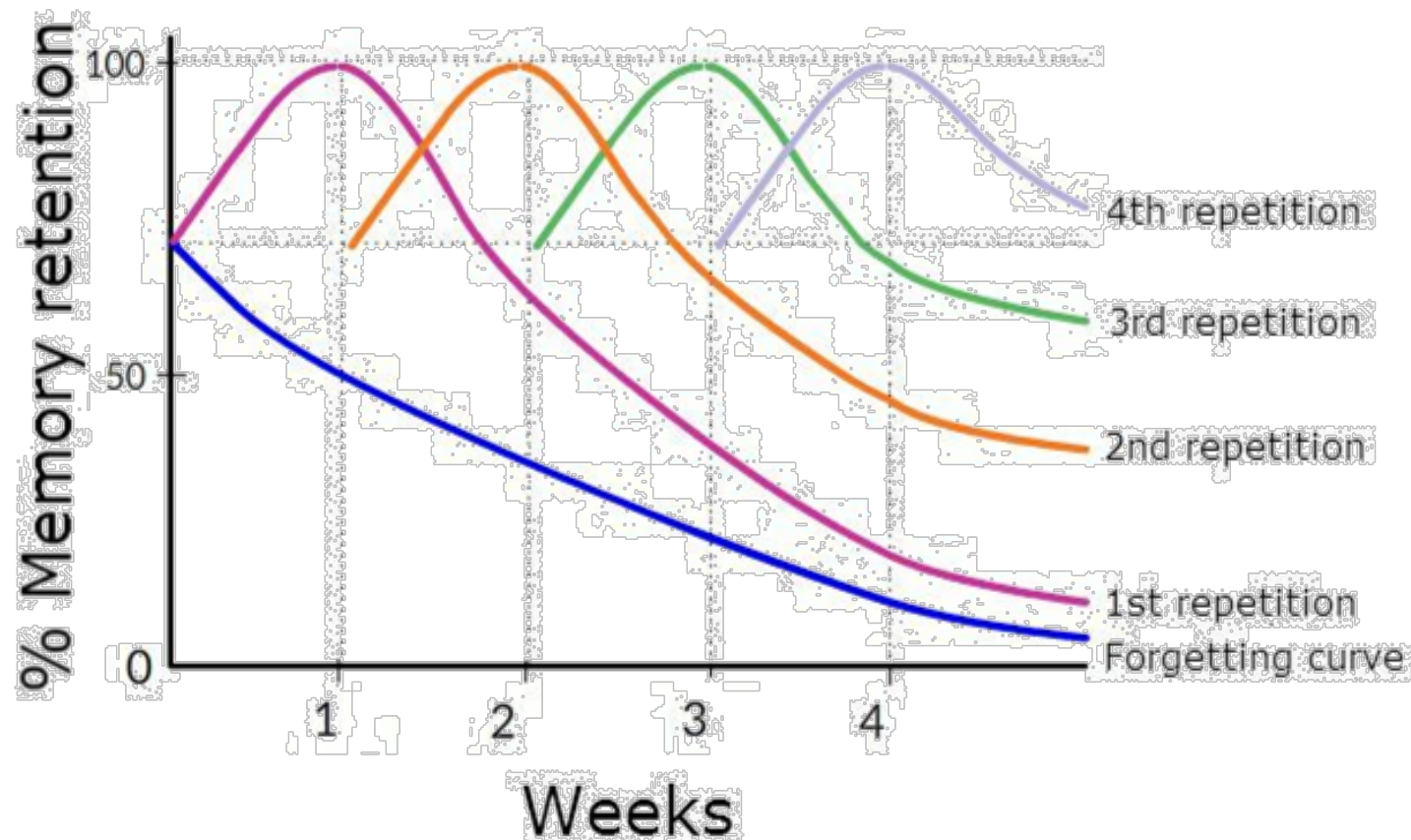
*Is this the real life?
Is this just*



How do we remember?

To commit something to long-term memory we need to revisit/repeat it several times (in different ways) ...

The Forgetting Curve for newly learned information (Ebbinghaus)



Examination reforms at GCSE and A-Level require our students to learn a 'knowledge rich' curriculum. Assessments are now more rigorous and require greater recall of knowledge.

We need to support our students to revise more effectively in order to meet the demands they face academically.

Some of our students focus their time and energy into revision activities that feel productive, but may not lead to the desired outcomes in their assessments.



Introducing



A new whole-school revision strategy
for Newquay Tretherras

SORT your revision ...



Summarise

Summarise your class notes using flash cards, mind maps, visual organisers, intelligent graffiti, revision clocks, Cornell sheets, mnemonics etc. **to condense and transform** them.

40%

Ongoing, before unit tests
and at least 8-12 weeks
before PPEs/Exams

Organise

Organise your revision materials **by topic/sub topic**. Traffic Light your PLC sheets to **identify areas of weakness or gaps** (Red/Amber).

10%

Half termly/before unit
tests and at least 8-12
weeks before PPEs/Exams

Recall

Use active **recall** and spaced **repetition** to memorise your revision materials until you can recall information e.g. look, cover, write, check or self-testing. **Focussing on areas of weakness**.

30%

Test Yourself

Use low stakes **online tests/quizzes** and answer high stakes **past paper/sample questions to check and apply knowledge & understanding**.

20%

SORT SharePoint ...



A new website to share strategies/resources
(Student email and password required to login)

The screenshot shows the SORT SharePoint website. The top navigation bar includes the NT Newquay Tretherras logo, a search bar, and user settings. The main header area displays 'O365 Student Shared' and a 'Share' button. The left sidebar contains navigation links: Home, All Subjects, Sort Your Revision, Recycle bin, and Edit. The main content area features a large graphic with the letters 'S', 'O', 'R', and 'T' in colored 3D blocks, with the text 'Summarise | Organise | Recall | Test Yourself' below it. A blue banner indicates 'Summarise 40%'. Below this, there is a grid of revision strategies including Cornell Notes, Visual/Graphic Organisers, Revision Clocks, Flash Cards, Intelligent Graphs, Mind Mapping, and Knowledge Organisers. A section titled 'Summarise' provides instructions: 'e.g. Every week/fortnight: Review your recent lesson notes and summarise them:'. A list of resources follows: Flash Card, 3 summary points in your exercise book, Branch of a Mind Map, Key Word Glossary, Complete GRIT tasks, and Cornell Notes Sheet. At the bottom, there is a 'Summarise Resources' link.



And finally ...



SharePoint SORT Your
Revision Online Resources

SORT Your Revision Strategy: Guide for Parents

Revision involves 4 stages:

Summarise	Organise	Recall	Test Yourself
Summarise your class notes using flash cards, mind maps, visual organisers, intelligent graffiti, revision clocks, Cornell sheets, mnemonics etc. to condense and transform	Organise your revision materials by topic/sub topic. Traffic Light your PLC sheets to identify areas of weakness or gaps (Red/Amber).	Use active recall and spaced repetition to memorise your revision materials until you can recall information e.g. look, cover, write, check or self-testing.	Use online tests/quizzes and answer past paper/sample questions to check knowledge & understanding. Also write plans/notes for longer answers.
40%	10%	30%	20%

Revision should be done in manageable 'Chunks' and should be spaced out and repeated.

What can I do to support my son/daughter at each stage?

Summarise	Organise	Recall	Test Yourself
Provide materials to help summarise information and store revision notes. Pens/Pencils/ Highlighters Blank flash cards A4/A3 paper Make sure they are not spending all their time on this part!	Help your son/daughter create a revision timetable and put this somewhere prominent. Ensure they build in regular breaks and offer rewards as incentives along the way.	Help them with 'self testing' or ask them to explain something they have revised to you. Allow them to put revision notes around the house. Mini-whiteboards and whiteboard pens can be useful tools for students to test themselves without wasting paper. Subscribe to Quizlet Plus	Encourage them to answer past questions and mark them themselves. Ask them to explain to you what is required for top marks. Ensure they are not simply trying multiple choice questions e.g. low tariff online tests!

What else can I do to support my son/daughter's revision?



To further support revision:

Guide for Parents

Parent Workshops

SORT Activities in Tutor Time, Lessons and Homework

Text and Facebook Reminders for PPEs

What can I do to support my son/daughter at each stage?

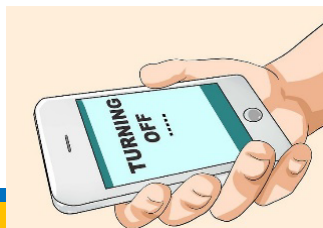
Summarise	Organise	Recall	Test Yourself
<p>Provide materials to help summarise information and store revision notes.</p> <p>Pens/Pencils/ Highlighters Blank flash cards A4/A3 paper Make sure they are not spending all their time on this part!</p>	<p>Help your son/daughter create a revision timetable and put this somewhere prominent.</p> <p>Ensure they build in regular breaks and offer rewards as incentives along the way.</p>	<p>Help them with 'self testing' or ask them to explain something they have revised to you.</p> <p>Allow them to put revision notes around the house.</p> <p>Mini-whiteboards and whiteboard pens can be useful tools for students to test themselves without wasting paper.</p> <p>Subscribe to Quizlet Plus</p>	<p>Encourage them to answer past questions and mark them themselves</p> <p>Ask them to explain to you what is required for top marks.</p> <p>Ensure they are not simply trying multiple choice questions e.g. low tariff online tests!</p>

What else can I do to support my son/daughter's revision?



Dedicated study space

Remove distractions



Make sure revision is spaced with breaks

Healthy food and drink



Plenty of sleep

Parent Workshops 2019/20

(1hr 6pm to 7pm)



Date	Target Year Group(s)
Weds 30 th October	Year 9 & Year 10 OCR
Mon 2 nd December	Year 10/11
Mon 20 th January	Year 11/12/13
Mon 16 th March	Year 8/10
Mon 11 th May	Year 7

Workshops are generic to any Year Group and parents are encouraged to attend just one session per year. Priority will be given to Target Year Groups, as these workshops are calendared to coincide with the run up to their PPEs/Examinations.

[SORT Parent Guide.docx](#)



NT Core – Maths, English & Science



Core Prep

Lead Teacher Of
English – Tess
Wi



Lead Teacher Of
Maths – Paul Dixon



Lead Teacher Of
Science – Adam
MacC





Prep Rationale

- *Data driven*
- *Supportive environment with an expert teacher*
- *Purposeful*
- *Resource rich*
- *Silent*
- *3 week cycle*
- *High expectations & mandatory*
- *Designed to improve and consolidate areas of weakness*



Prep Days

English
Tuesdays
1515 - 1615

Maths
Wednesday
1515 - 1615

Science
Thursdays
1515 - 1615



Science Core Prep

Science Exam Prep



Subject: Biology/Chemistry/Physics

Focus: _____

Focus: _____

Focus: _____

Name: _____

Group: _____

Teacher: _____

Attendance Score /10







Form the habit now



During your exam prep time spend some time on Summarising (40%), organising (10%), recall(30%) and testing yourself(20%)

Tally tick after each completed activity

	Tally		Tally		Tally		Tally
flash cards		PLC – RAG/traffic light		look, cover, write, check		Past paper questions	
Minds map		Organise notes		self-testing		Textbook questions	
Visual Organisers		Identify missed work		Rote summarised notes		Revision guide summary Qs	
Intelligent graffiti		Other _____		Flash card self test		SLOP booklets	
Revision clock				Mind map recall		Other _____	
Cornell sheet				Other _____			
Other _____							



How can you help?

- *Parents will be informed if a student has been selected for Prep in any of the subjects.*
- *Please explain how and why this will benefit your son/daughter.*
- *Please ensure that they attend every session that is required.*
- *Thank you for your support.*

Keeping safe

Need help / guidance now?



www.tretherras.net/e-safety

www.thinkyouknow.co.uk/parents

<https://www.childline.org.uk/>



Contact your Head of Year
onlinesafety@tretherras.net



Thankyou

**Staff will be on hand afterwards
to answer any questions**