

Exam Success

Mrs Kellow

Deputy Headteacher

enquiries@tretherras.net

Miss Lloyd-King

Director of KS4

enquiries@tretherras.net



CORNWALL EDUCATION LEARNING TRUST
LEARNING TOGETHER



Year 11 are amazing!

- You had your SATs suddenly cancelled on you.
- Any Year 6 leavers events completely cancelled.
- Minimal transition as you headed to secondary school.
- You rocked up, and suddenly you were in these scary zones where you had to stay in your bubble and not cross the lines.
- Your foundations started off 'so bad' but you have continued to rise to the challenge.
- We need to give you the credit you deserve
- 1 week left to Easter, and exams start just a little bit after that, but you just need to keep on pushing through with the resilience that you have shown.
- It will be worth it, you are amazing, we all believe in you!



Our Year 11 journey





5
WEEKS
TO GO



Year 11 End Game

- Register and revise – Maths, English and Science revision based on students needs
- Support from tutors, SLT, pastoral managers, SOL, JLK, JHK
- Regular student voice – listening to what the students need and want
- Afterschool intervention
- Masterclass timetable
- A minimum of 1 hour of independent revision completed outside of school every day





Post Easter

- Before every exam, students will receive a masterclass by subject specialists
- Use of non-examined subjects for independent revision





Exam Days

Breakfast available 8.00am

Warm up in the main hall 8.00 – 8.25am

Check in with tutor 8.30am – 8.35am

PEP talk in main hall 8.35 – 8.45am

Head to exam venue to start at 9.00am

Break

Masterclass

Break

PEP talk in main hall 12.30pm

If students are not in an exam or masterclass they go to their usual lessons at the usual time.



What do students need to do?

Be in school
every day



Be prepared
with revision
resources for
when they can
revise during
the school day



Use their
GCSE Revision
planners





Year 11 GCSE revision planner



Year 11 GCSE Revision Planner

Name:

Time	Monday	Tuesday	Wednesday	Thursday	Friday	Time	Saturday	Sunday
	31 st March	1 st April	2 nd April	3 rd April	4 th April		5 th April	6 th April
8.30am – 4pm						10am – 11am		
4pm – 5pm						11am – 12pm		
5pm – 6pm						12pm – 1pm		
6pm – 7pm						1pm – 2pm		
7pm – 8pm						2pm – 3pm		
8pm – 9pm						3pm – 4pm		
Checklist	<input type="checkbox"/> Homework	<input type="checkbox"/> Homework	<input type="checkbox"/> Homework	<input type="checkbox"/> Homework	<input type="checkbox"/> Homework	Checklist	<input type="checkbox"/> Revision	<input type="checkbox"/> Revision
	<input type="checkbox"/> Revision	<input type="checkbox"/> Revision	<input type="checkbox"/> Revision	<input type="checkbox"/> Revision	<input type="checkbox"/> Revision		<input type="checkbox"/> #revise50	<input type="checkbox"/> #revise50
To Do	<input type="checkbox"/> #revise50	<input type="checkbox"/> #revise50	<input type="checkbox"/> #revise50	<input type="checkbox"/> #revise50	<input type="checkbox"/> #revise50	To Do		

Personalised Learning Checklist

Mathematics | Both Higher and Foundation

Exam Board	Edexcel
Qualification	GCSE

Key Dates
Thursday 15 th May Paper 1 Non-Calculator Wednesday 4 th June Paper 2 Calculator Wednesday 11 th June Paper 3 Calculator

Exam overview
3 written papers, each worth 80 marks (⅓ of the overall grade), each covering a range of topic areas & all assessment objectives.

Recommended revision resources
Website - Sparx (www.sparxmaths.com) Website – Corbettmaths (www.corbettmaths.com)

Number

Topic	Topic code	R	A	G
Fractions	U224, U538, U793			
Factors, multiples and primes	U739, U250			
Percentage change	U671, U332, U988			
Standard form	U330, U534, U264, U290			
Error intervals	U657			

Algebra

Topic	Topic code	R	A	G
Linear equations	U325, U870, U599			
Linear inequalities	U759, U738, U145, U337			
Index laws	U662			
Linear simultaneous equations	U760, U757, U836, U137			
Linear graphs and coordinates	U315, U669, U477, U848, U377			
Quadratic graphs and equations	U989, U667, U228, U601			

Ratio and proportion

Topic	Topic code	R	A	G
Ratio	U687, U753, U176, U577, U921, U865			
Speed	U151			
Density and pressure	U910, U527			
Proportion	U721, U357, U610			

Geometry

Topic	Topic code	R	A	G
Area	U226, U343, U950			
Volume	U786, U174, U915			
Angles	U655, U826, U329, U427			
Pythagoras’ theorem	U385			
Trigonometry	U605, U283, U545			
Transformations	U196, U799, U696, U519, U766			

Probability

Topic	Topic code	R	A	G
Calculating probabilities	U408, U510, U683, U580			
Expected outcomes	U166			
Tree diagrams	U558, U729			
Set notation	U748, U296			

Statistics

Topic	Topic code	R	A	G
Averages	U717, U569			
Averages with grouped data	U877			
Sampling	U162			
Scatter graphs	U199, U277, U128			
Frequency polygons	U840			



How can you support?

- Help them to set goals
- Keeping active
- Healthy eating
- Taking time out
- Getting enough sleep
- Believing in them – positive reinforcement
- Being supportive





At NT we SORT it!

Mrs Kellow

Deputy Headteacher

enquiries@tretherras.net

Miss Lloyd-King

Director of KS4


enquiries@tretherras.net



CORNWALL EDUCATION LEARNING TRUST
LEARNING TOGETHER



Student SharePoint



 **NEWQUAY
TRETHERRAS**

O365 Student Shared

Home All Subjects ▼ Sort Your Revision NT Outdoor Learning Interact Club Year groups Recent ▼ Recycle Bin EDIT LINKS

Home

Welcome to the Student Shared area on Office 365 SharePoint



All Subjects

Just Check

Revision Resources

Student Safeguarding Resources

This area is available to student and staff to share resources. By clicking on the all subject areas. Click on the subject you would like to access resources on.

The links to the subjects can also be found on the school website <https://tretherras.co.uk> section.

Staff:

Inside each subject area there is a public folder. Any exam related documents should be shared with students and parents. No username, email or password are required.

All other folders are only accessible when staff or students log into Office 365. Students have no editing abilities).

Staff can upload, edit and delete resources in their areas.

Students:



Welcome to the Revision Resources homepage.

Student login and password required to access the SORT Resources (above). No login required to access the Parent Guide (below)

[SORT Parent Guide](#)

Key Stage 3

Key Stage 4

Key Stage 5 (NT6)

[Year 7 Revision Resources](#)

[Year 10 Revision Resources](#)

[Year 12 Revision Resources](#)

[Year 8 Revision Resources](#)

[Year 11 Revision Resources](#)

[Year 13 Revision Resources](#)

RR

Revision Resources









[Home](#)[Documents](#)[Pages](#)[Site contents](#)[Edit](#)[+ New](#)[Upload](#)[Edit in grid view](#)[Share](#)[Copy link](#)[Sync](#)[Download](#)[...](#)[All Documents](#)

Documents > Year 11 Revision Resources

	Name		Modified	Modified By	+ Add column
	Art		October 11, 2021	J King	
<input checked="" type="radio"/>	Computing		October 11, 2021	J King	
	Drama		October 11, 2021	J King	
	DT		October 11, 2021	J King	
	English		October 11, 2021	J King	
	Enterprise and Marketing		October 11, 2021	J King	
	EP		October 11, 2021	J King	
	Geography		October 11, 2021	J King	

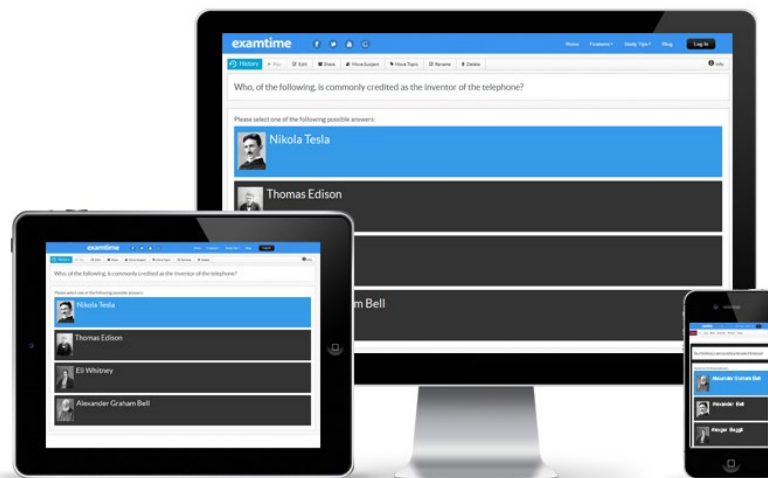
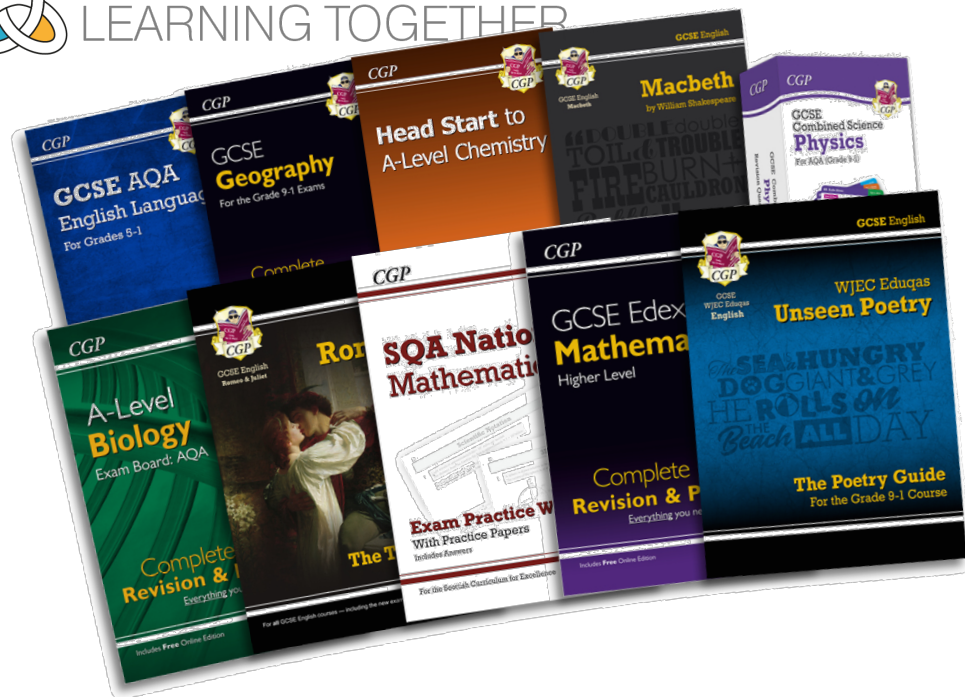
[+ New](#)
[↑ Upload](#)
[Edit in grid view](#)
[Share](#)
[Copy link](#)
[Sync](#)


[Documents](#) > [Year 11 Revision Resources](#) > **Geography**

	Name	Modified	Modified By
	Paper 1 Flash Cards Take 5s	October 9, 2022	K Strudwick
	Paper 1 Key Word Sheets	October 9, 2022	K Strudwick
	Paper 1 Knowledge Organisers	October 9, 2022	K Strudwick
	Paper 3 Skills and Fieldwork	October 9, 2022	K Strudwick
	Past Papers & Practice Questions	October 9, 2022	K Strudwick
	PLC Checklists	May 4, 2022	J King
	Y11 Revision Grid ONLY answer WHITE box...	October 9, 2022	K Strudwick



CORNWALL EDUCATION LEARNING TRUST
LEARNING TOGETHER





Summarise

Summarise your class notes using flash cards, mind maps, visual organisers, intelligent graffiti, revision clocks, Cornell sheets, mnemonics etc. to condense and transform them.

40%

Ongoing, before unit tests and at least 8-12 weeks before PPEs/Exams

Organise

Organise your revision materials **by topic/sub topic**. Traffic Light your PLC sheets to **identify areas of weakness or gaps** (Red/Amber).

10%

Half termly/before unit tests and at least 8-12 weeks before PPEs/Exams

Recall

Use active **recall** and spaced **repetition** to memorise your revision materials until you can recall information e.g. look, cover, write, check or self-testing. **Focussing on areas of weakness**.

30%

Test Yourself

Use low stakes **online tests/quizzes** and answer high stakes **past paper/sample questions** to check and apply knowledge & understanding.

20%

RR

Revision Resources

Home

Documents

Pages

Site contents

Edit

☆ Not following

Site access

+ New

Page details

Analytics

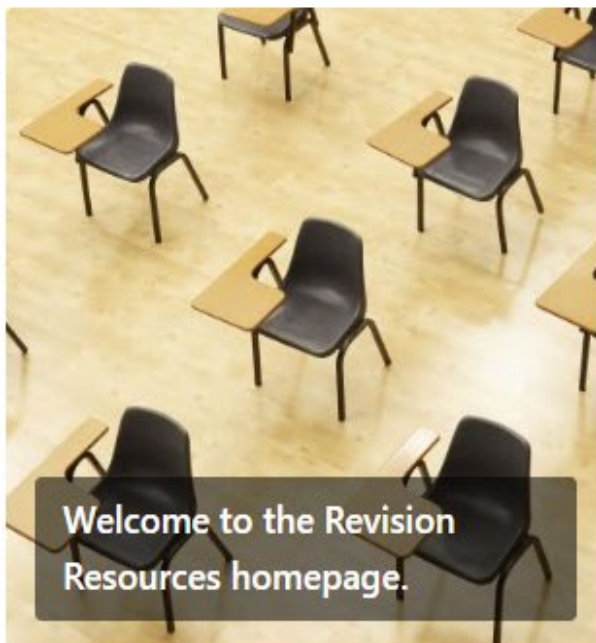
Published 1/30/2023

Share



J Mitchell is editing this page

Edit



Welcome to the Revision
Resources homepage.

Use the buttons below to browse for PLC
checklists by Year Group and Subject

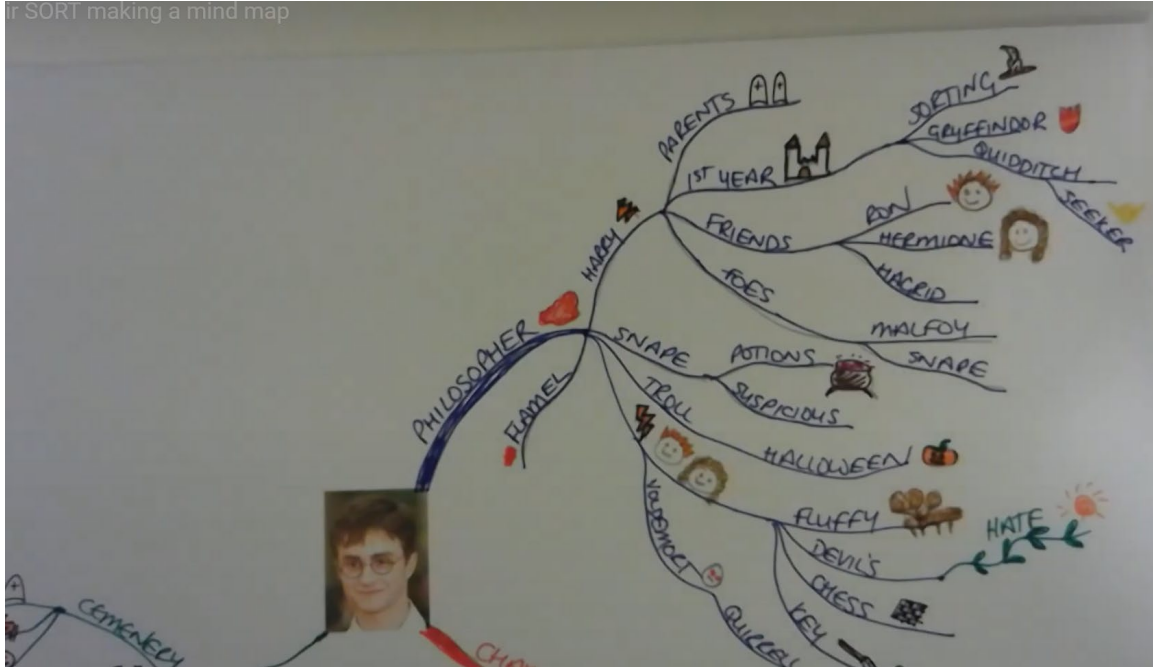
[SORT Resources](#)

Student login and password required to access the
SORT Resources (above). No login required to access
the Parent Guide (below)

[SORT Parent Guide](#)[Key Stage 3](#)[Key Stage 4](#)[Key Stage 5 \(NT6\)](#)


What does it look like? How can I help?

Mind maps



Flash Cards


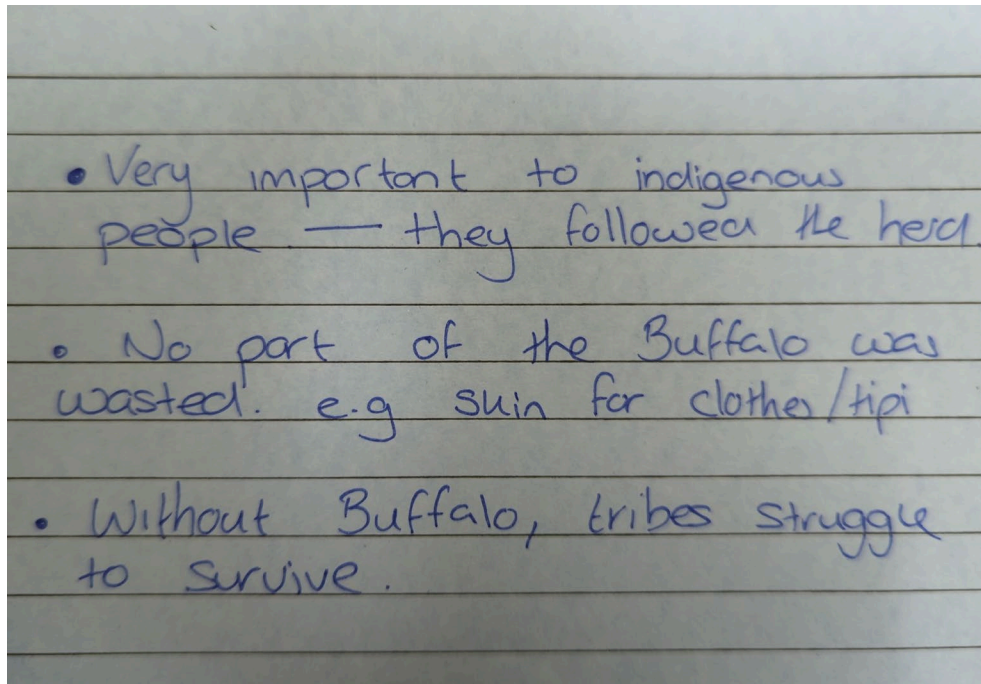
- Very important to indigenous people — they followed the herd
- No part of the Buffalo was wasted. e.g skin for clothes/tipi
- Without Buffalo, to survive.





How you can support with recall

Flash cards – Help to embed memories by helping to test your child.





How you can support with recall

Look, Say, Cover, Write, Test

Blurt it! - empty brain of a topic on paper, fill in the gaps using knowledge. Blurt it again!

Repeat

Repeat

Repeat





How you can support with Testing

- Revision guides
- Print past papers
- Find online quizzes – use the right exam board though, all can be found on NT website.
- Make it fun!
- Add rewards

